

FC9000 SERIES

ANTI-STATIC STRING INSTALLATION

Parts Needed:


- 2 Anti-Static Strings
- 4 Mounting Magnets




Front View Install



Rear View Install



Hold Magnet Shiny Side Up




Pull String Through Hole



Tie Single Knot



Pull Knot Tight into Hole



Trim Excess Line



Place on metal surface of frame below chassis.